

# Primary Plus online portal

## Primary Plus 網上平台

---

*Student guide* 學生使用指南



Log in

Welcome to Primary Plus.

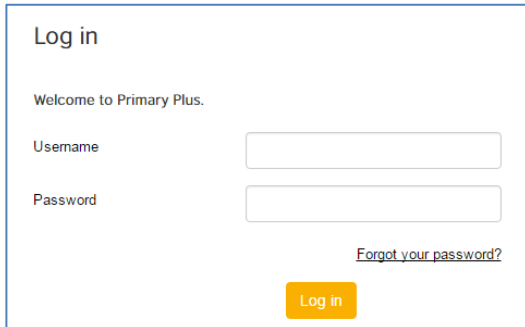
Username

Password

[Forgot your password?](#)

Log in

## Login page 登入



Website: <https://primary-plus-hongkong.english.britishcouncil.org/Login/Login.aspx>

We suggest you to open the Primary Plus Portal in the latest version of Google Chrome.

Enter your username and password to access the site. The first time you log on, you are recommended to change your password. The password must contain upper and lowercase, and must be at least 8 characters long.

Click on 'Forgot your password?' if you have forgotten your password.

網址 <https://primary-plus-hongkong.english.britishcouncil.org/Login/Login.aspx>

請使用最新版本的 Google Chrome 瀏覽器來登入此網上平台。

輸入您的帳戶名稱及密碼便可登入網上平台。我們建議於第一次成功登入後立即更改密碼；新密碼至少為八個字元，當中必須包括細楷及大楷英文字母。

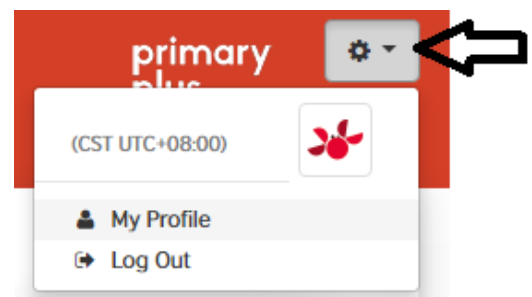
若你忘記登入密碼，可點擊「Forgot your password?」重設密碼。

## Change password 更改密碼

Click the 'Account Details' on the top right of the screen. Click 'My Profile' and then click on 'Change Password' to change your password. Your password must contain upper and lowercase, and must be at least 8 characters long.

點擊右上角的「帳戶資料」（箭咀所示），再點擊「My Profile」後，再按「Change Password」更新新密碼。

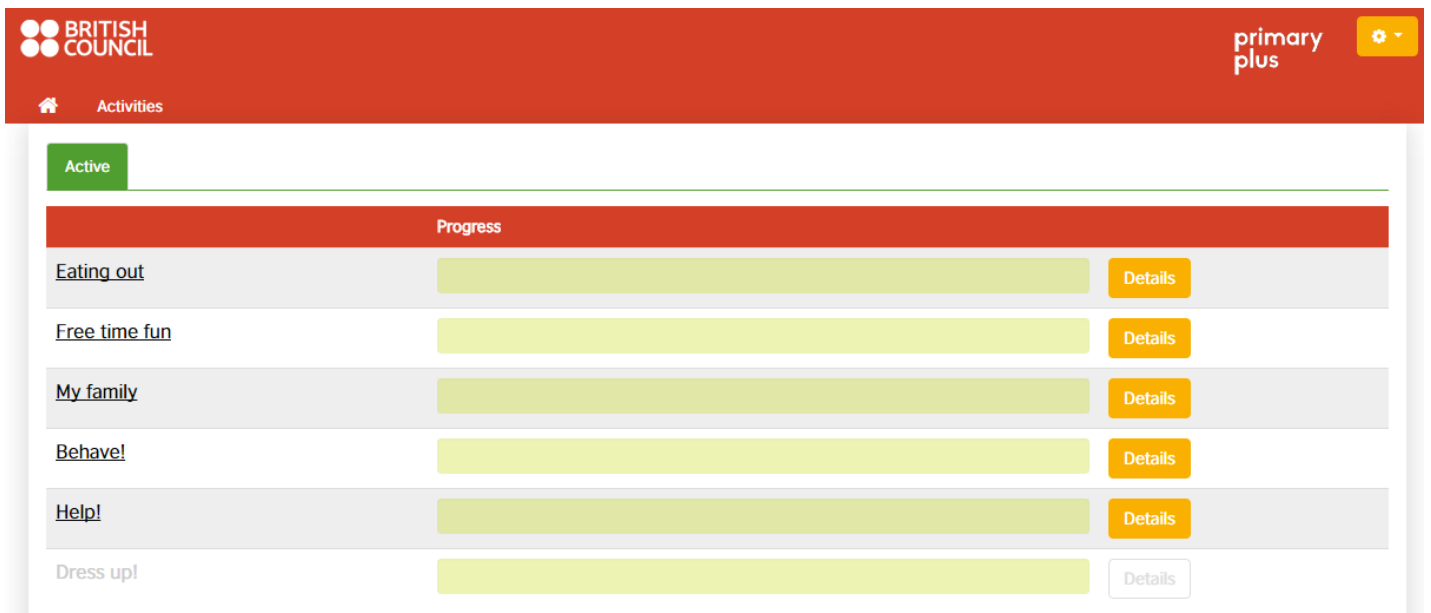
新密碼至少為八個字元，當中須包括細楷字母及大楷字母。



## Homepage 主頁

Here, you can get to the activities by clicking the module topic. You can see how many activities you have completed with the progress bar.

在此頁面按下單元主題即可開始練習。學生亦可在進度欄中查看自己的練習進度。



The screenshot shows the Primary Plus homepage interface. At the top, there is a red navigation bar with the British Council logo on the left, the 'primary plus' logo on the right, and a settings icon. Below the navigation bar, there is a 'Home' icon and the text 'Activities'. A green tab labeled 'Active' is selected. The main content area features a table with a red header 'Progress'. The table lists several activities with corresponding progress bars and 'Details' buttons.

Progress		
<a href="#">Eating out</a>	<div style="width: 100%;"></div>	<a href="#">Details</a>
<a href="#">Free time fun</a>	<div style="width: 100%;"></div>	<a href="#">Details</a>
<a href="#">My family</a>	<div style="width: 100%;"></div>	<a href="#">Details</a>
<a href="#">Behave!</a>	<div style="width: 100%;"></div>	<a href="#">Details</a>
<a href="#">Help!</a>	<div style="width: 100%;"></div>	<a href="#">Details</a>
<a href="#">Dress up!</a>	<div style="width: 100%;"></div>	<a href="#">Details</a>

Activities 練習

Part 1 – Song and lyrics 歌曲及歌詞



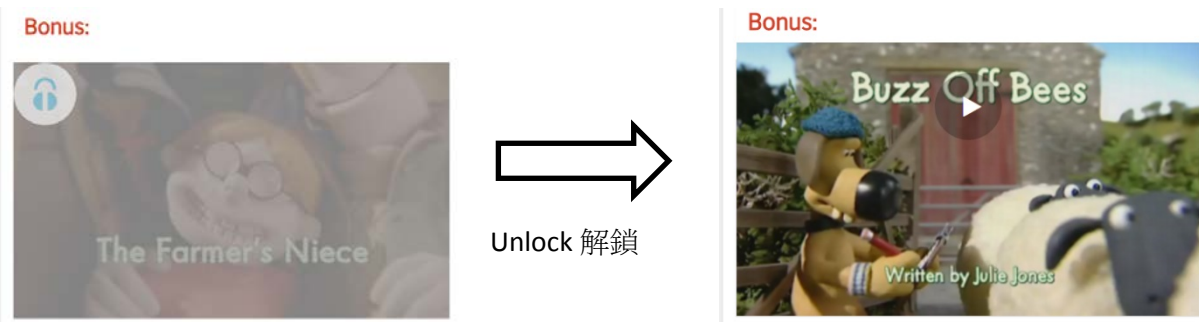
Part 2 – Grammar and Vocabulary exercises 文法及詞彙練習



Part 3 – Shaun the Sheep video 觀賞影片

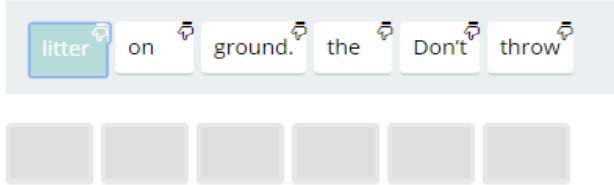
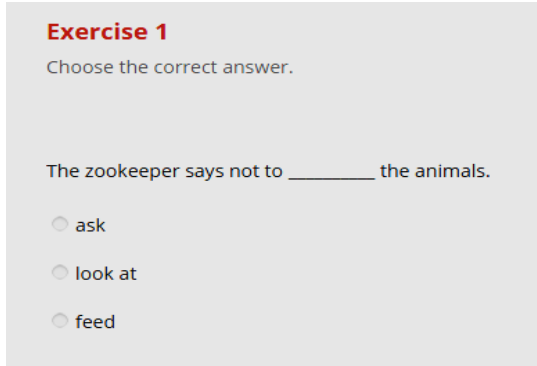
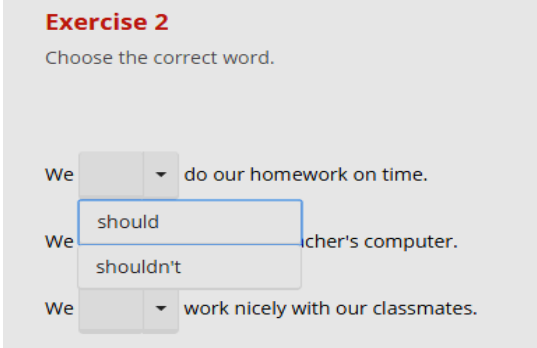
When you have finished all the activities in the module, the video will unlock.

當完成單元內所有練習，影片會自動解鎖。



There are many different types of activity. Below are some examples :

網上平台有不同模式的練習，舉例如下：

<p><b>Example 1:</b> Click on the selected answer and then click on the correct answer box below 點擊選取的答案,然後點擊下面的答案方格</p>	
<p><b>Example 2:</b> Click on the dot with the correct answer. 點擊答案旁的圓點</p>	
<p><b>Example 3:</b> Choose an answer from the drop-down list. 從列表中選取答案</p>	

At the bottom of all activities, there are several buttons –

For some activities, you can move between questions using the arrows on the right.

在某些練習中，學生可使用左右箭頭符號選擇題目作答。



When you have finished an exercise, click 'Finish' to see your score. You can then check the correct answers and try again if you like.

完成作答後，可按「Finish」來得知分數。查看正確答案及如欲需要可重複嘗試做該練習。

