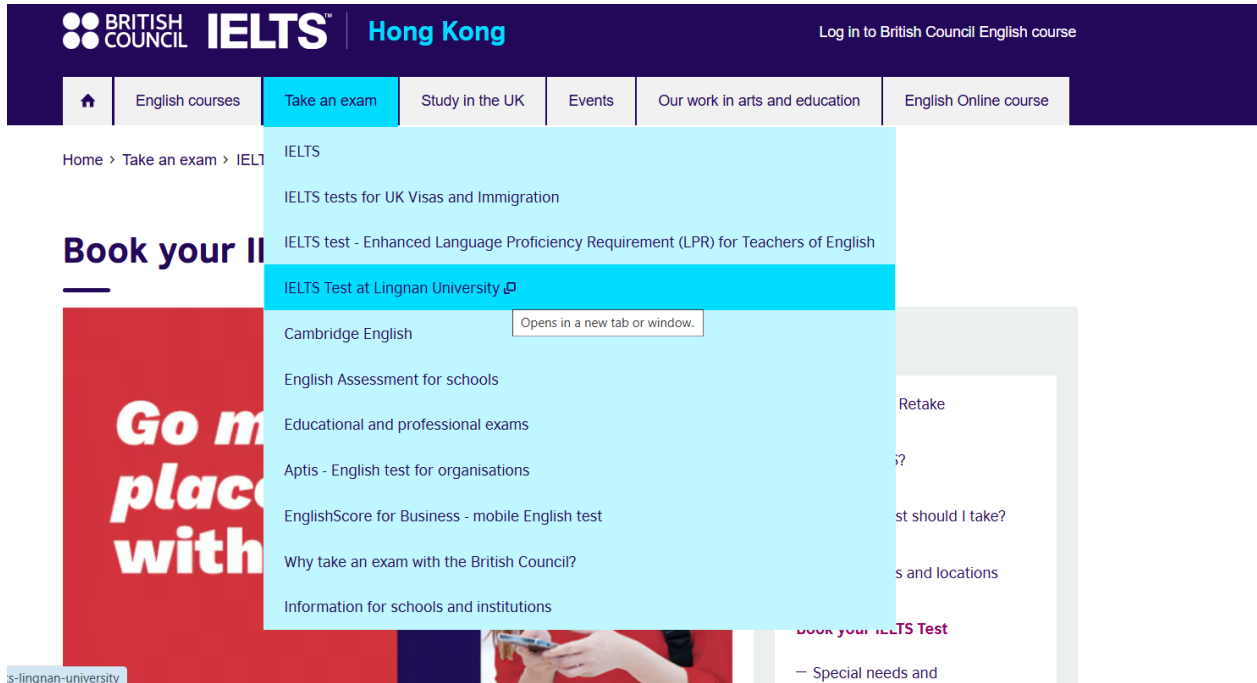


Lingnan University – IELTS Test Booking & Payment Guide

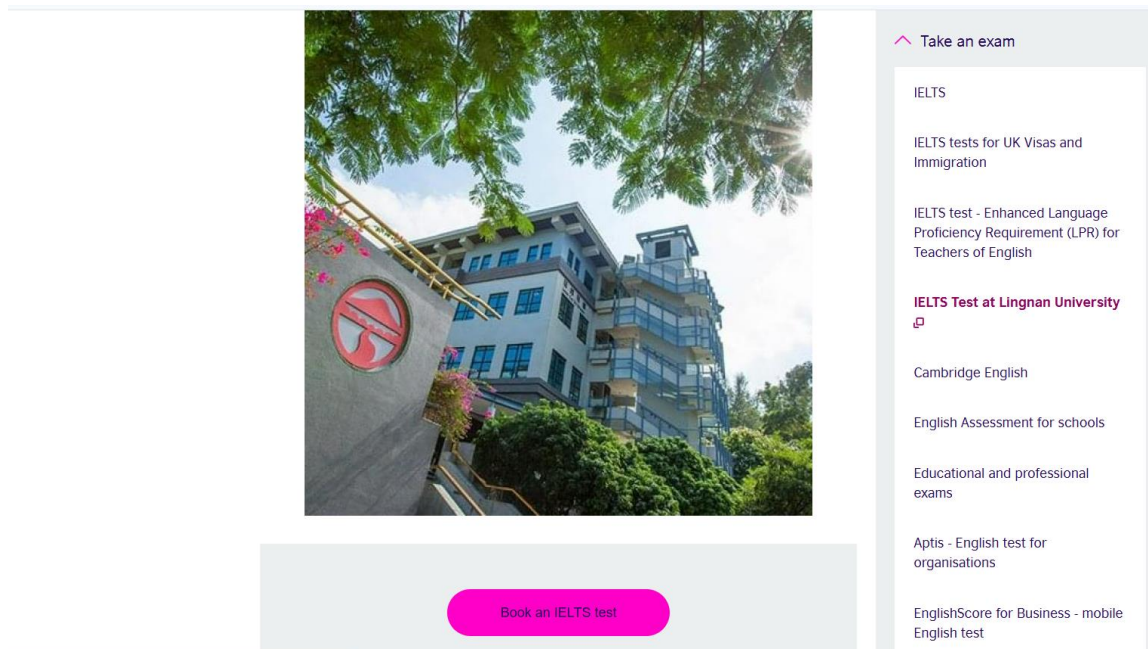
1. Under the top tab -> Take an exam -> IELTS Test at Lingnan University

<https://www.britishcouncil.hk/en/exam/ielts-lingnan-university>



2. Click button “Book an IELTS Test”

This will take you to the registration page of the IELTS for Lingnan University



Changing your test date (test date transfer)	+
Refund / cancelling your test date	+

Downloads



> Lingnan University Registration and Payment Guideline_2025
(Adobe PDF 585KB)

See also

- > Prepare for your IELTS exam in Hong Kong
- > Your IELTS results – when and how to get your IELTS score

Book an IELTS test

3. Terms of registration

<https://www.britishcouncil.hk/en/exam/ielts-lingnan-university/terms>

To register for an IELTS test at Lingnan University, please read the [Registration Guidelines](#) and accept the following terms and conditions, ticks all the boxes before go to “Book your IELTS test” page

☒ I consent to use my valid Lingnan University student email address.

* 2. Student number

☒ I consent to add my Lingnan University student number in the Post Code / ZIP field during registration (for verification purposes).

* 3. Consent

☒ I consent to my student information being shared with Lingnan University for IELTS registration and financial subsidy purposes. Lingnan University reserves the right to request additional information from students when necessary.

* 4. Registration Guidelines

☒ I have read the Registration Guidelines.


☐ I'm not a robot

reCAPTCHA
Privacy - Terms

Continue

4. Book your IELTS test - for Lingnan University students

<https://www.britishcouncil.hk/en/exam/ielts-lingnan-university/terms>

	English courses	Take an exam	Study in the UK	Events	Our work in arts and
---	-----------------	--------------	-----------------	--------	----------------------

Book your IELTS test - for Lingnan University students

How to register online

Select your test date from the table below. You will then be taken to the IELTS registration system.

Please complete all fields in English.

1. Select Financial Support Scheme (First test attempt) or Non-Financial Scheme (Multiple test attempt)
 2. Register an account/Login to your account (please use a valid Lingnan University student email)
 3. Complete your details
 4. Select a test date
 5. Complete the application details
 6. Apply for additional Test Report Forms (TRF) to be sent to institutions and organisations (if applicable)
 7. Verify your test application information
 8. Complete your online payment *
- * If registering IELTS for the first time, please complete all your personal information, then close the registration link. The University will automatically process the payment.

Under Book an IELTS Test page, you will find the respective dates of the IELTS test date.

Status will show whether the sessions are open or close. Please register before the deadline shown on the column "Registration Deadline" .

Book your IELTS test at Lingnan University campus:

Test date	Speaking test date	Registration deadline	Book here
04/10/2025	04/10/2025	25/09/2025	First attempt Multiple attempt
18/10/2025	18/10/2025	09/10/2025	First attempt Multiple attempt
15/11/2025	15/11/2025	06/11/2025	First attempt Multiple attempt

Click “First Attempt” if you are first time taking the test and “Multiple Attempt” if you have already taken IELTS

5. Registration progress

Under “Find a Test”, please choose Hong Kong -> New Territories

BRITISH COUNCIL IELTS™

IELTS Academic

Find a test

Where would you like to take your test?

Search in: Hong Kong [Change country](#)

Search city

Closest to me

Hong Kong

New Territories

[Terms of use](#) | [Accessibility](#) | [Privacy and cookies](#) | [Contact us](#)

© 2022 British Council
The United Kingdom's international organisation for cultural relations and educational opportunities.

If you have accessibility needs, please tick the box “I have accessibility needs for the test date”. This will require you to submit a medical report to British Council as proof for any medical condition you have that required accessibility needs for the test. Only once it is approved, your test will be registered.

☐ I have accessibility needs for the test date

[Read about how we can help you](#)

The link will prompt you to create an account if you have not done so. If you already have an account, please click “Login”

Create an account

Please note

You'll need an account to manage your booking. Once you've booked a test, you'll receive an email explaining how to access your booking online.

Already have an account? [Login](#)

Your email:

Confirm email address:

Password:

☐ Show Password

Please fill in personal information including your contact details, address, and student ID (At the ZIP/Postal code) -> Click “Save and Continue” to proceed.

About you

Name:

Date of birth:


Your email:

Not your details? [Logout](#)

Your contact details

Please provide your phone number and postal address in case we need to contact you or send you any documents (e.g. your test report form).

Mobile number:

 +852

Country of residence:

Postal address:

Please make sure you input your student ID into the ZIP/postal code field so that we can keep as reference.

1. Under “Payment”, the price of the IELTS test would display as HKD\$2,685 for test. If you are a “First Attempt” test taker, please click “I have a promo code” and enter promo code “LUIELTS2526”. Deduction of the whole test fee would be automatically applied and we will cross check with Lingnan University to confirm your registration.

If you are “Multiple Attempt” test taker, please click “I have a promo code” and enter promo code “IELTS2526LU”. Deduction amount the test fee would be automatically applied and you may proceed to online payment.

Click “I have a promo code” -> Type in the promo code “LUIELTS2526” if it is your first attempt if this is your second or more attempts. -> click “Apply code”

Country / territory of nationality: Hong Kong

Payment

Fee: 2,685.00 HKD [I don't have a promo code](#)

Promo code:

[Apply code](#)

Order acknowledgement

Country / territory of nationality: Hong Kong

Payment

Fee: ~~2,685.00 HKD~~
0 HKD

Promo code applied

Remove

Click “I have a promo code” -> Type in the promo code “IELTS2526LU” if this is your second or more attempts. -> click “Apply code”

Country / territory of nationality: Hong Kong

Payment

Fee: 2,685.00 HKD

[I don't have a promo code](#)

Promo code:

IELTS2526LU

Apply code

Country / territory of nationality: Hong Kong

Payment

Fee: 2,685.00 HKD

Promotion: -485.00 HKD

Total: 2,200.00 HKD

Promo code applied

Remove

Please ensure you read the full notice under “Read full notice” and click the box “I agree to the IELTS terms and conditions and cancellation policy” -> Click “Book & pay now” to proceed

Our terms and conditions



I agree to the IELTS terms and conditions and cancellation policy

The British Council will use the information that you are providing in connection with processing your registration. The legal basis for processing your information is agreement with our terms and conditions of registration (contract).

[+ Read full notice](#)

Once you select the option below, we will book your test for you.

**Book &
pay now**

Pay with payment card

Under “Pay Online” -> You can choose how to pay, either by credit or debit card, China Wechat Pay or China Alipay. For those who are “Multiple attempts”, you may choose to settle the exam fee by credit card or debit card. Payment deadline is set 12 hours after your registration. Please settle the exam fee accordingly otherwise the booking will be cancelled and re-registration will be required.

2.

Pay online

Choose how to pay



Credit or debit card

Use our secure checkout to pay.

Pay by card



China WeChat

Pay in Chinese Yuan using your WeChat Chinese wallet.

Pay with WeChat Pay



China Alipay

Pay in Chinese Yuan using your Alipay Chinese wallet.

Pay with Alipay

If you have encountered any issues with payment or registration, please send email to examinations@britishcouncil.org.hk and our customer service team will provide support to you.