

# Cambridge English Young Learners

*Flyers*

## Sample papers

*For exams from 2018*



**1** Volume  
One



**CAMBRIDGE ENGLISH**  
Language Assessment  
Part of the University of Cambridge



2015

# Introduction

*Cambridge English: Young Learners* is a series of fun, motivating English language tests for children in primary and lower secondary education. The tests are an excellent way for children to gain confidence and improve their English.

There are three levels:

- Cambridge English: Starters
- Cambridge English: Movers
- Cambridge English: Flyers

## About these sample papers

These sample papers show you what the three tests look like. When children know what to expect in the test, they will feel more confident and prepared.

## Listening sample tests


To download the Listening sample tests go to:

*Cambridge English: Flyers*

[www.cambridgeenglish.org/flyers-audio-sample-v1-from-2018](http://www.cambridgeenglish.org/flyers-audio-sample-v1-from-2018)

For more information about the three levels of *Cambridge English: Young Learners* and for more sample papers go to:

[www.cambridgeenglish.org/younglearners](http://www.cambridgeenglish.org/younglearners)



Centre Number		Candidate Number	
---------------	--	------------------	--

Cambridge Young Learners English

# Flyers Listening



**CAMBRIDGE ENGLISH**  
Language Assessment  
Part of the University of Cambridge

There are 25 questions.

You will need coloured pens or pencils.

My name is: .....

# Part 1

– 5 questions –

Listen and draw lines. There is one example.

Sally

Harry

Jane



William

David

Sarah

Richard

## Part 2

– 5 questions –

Listen and write. There is one example.



### The Space Club

Meetings at: 6.30 pm ..... on Tuesdays

1 Children learn about: the .....

2 Sometimes they look at: the .....

3 Children should bring: a .....

4 If it's cloudy, children  
watch: .....

5 Person who sometimes  
talks to club: Mr .....

# Part 3

– 5 questions –

Where did Uncle Robert get each of these things?

Listen and write a letter in each box. There is one example.




Painting



Drums




Swan




Fan




Chocolates



Gloves



A



B




C




D



E



F



G



H

## Part 4

– 5 questions –

Listen and tick (✓) the box. There is one example.

What was Grandma's favourite job?



A ☒



B ☐




C ☐


1 Which museum is Jack's grandma going to work in?



A ☐



B ☐



C ☐


2 What does Jack enjoy doing most in museums?



A ☐




B ☐



C ☐



3 What is the most interesting thing in the museum?



A ☐



B ☐



C ☐


4 What is Jack's grandma going to do in the museum?



A ☐



B ☐




C ☐


5 How will Jack's grandma get to work?



A ☐



B ☐




C ☐

## Part 5

– 5 questions –

Listen and colour and write. There is one example.



# Flyers Listening

## Marking Key

- ( ) = Acceptable extra words are placed in brackets
- / = A single slash is placed between acceptable alternative words within an answer
- // = A double slash is placed between acceptable alternative complete answers

### Part 1 5 marks

*Lines should be drawn between:*

- 1 Richard with striped sweater holding bottle
- 2 Sally laughing on bike
- 3 David boy in red belt with toy helicopter
- 4 Sarah with puppy behind woman feeding swans
- 5 Harry waving his arms and looking angry

### Part 2 5 marks

- 1 stars
- 2 moon
- 3 torch
- 4 DVD(s)
- 5 B-A-I-L-E-Y

### Part 3 5 marks

- |            |   |
|------------|---|
| Drums      | B |
| Swan       | G |
| Fan        | H |
| Chocolates | F |
| Gloves     | D |

### Part 4 5 marks

- 1 C
- 2 B
- 3 B
- 4 A
- 5 C

### Part 5 5 marks

- 1 Colour the suitcase on ground by hotel entrance - blue
- 2 Write 'SUNNY' on board on front of boat
- 3 Colour the pocket on backpack - orange
- 4 Write 'STAR' on board above hotel
- 5 Colour the flag in park by path - yellow

# Flyers Listening

## Tapescript

**R** = rubric  
**F** = Female adult  
**M** = Male adult  
**Fch** = Female child  
**Mch** = Male child

**R** Hello. This is the Cambridge English Flyers Listening sample test.

[MUSIC]

Part 1.

Listen and look.

There is one example.

PAUSE 00'03"

**Fch** I took this photo by the lake last Saturday, Grandma.

**F** It looks lovely. Do you know any of these people?

**Fch** Yes, I do. The man who's reading the newspaper is William.

**F** He's wearing a nice hat.

**Fch** He is, isn't he? Grandpa knows him, I think!

PAUSE 00'03"

**R** Can you see the line? This is an example.

Now you listen and draw lines.

PAUSE 00'03"

[REPEAT FROM HERE]

**Fch** Look at that boy!

**F** The one with the striped sweater?

**Fch** Yes. That's Richard. His dad teaches me geography.

**F** At your school?

**Fch** Yes. I think he's drinking lemonade. He's always thirsty.

PAUSE 00'05"

**F** Who's that girl on the bike?

**Fch** The one with the short blonde hair?

**F** No, not her. The one who's laughing.

**Fch** Oh, that's Sally. She's my best friend.

**F** That's nice.

**Fch** Yes, we often do our math homework together.

PAUSE 00'05"

**Fch** Do you know my cousin David?

**F** Is he in the photo too?

**Fch** Yes. Look at his red belt.

**F** Oh, I see. Is that his toy helicopter?

**Fch** Yes, it's new. It's excellent. He loves it.

PAUSE 00'05"

**F** Do you know the woman who's giving bread to the swans?

**Fch** No, but I know the other woman behind her.

**F** Oh, do you? What's her name?

**Fch** It's Sarah. She's got a puppy with her, look. She works at Mom's office.

PAUSE 00'05"

**Fch** Can you see the boy who's waving his arms?

**F** Oh yes, he looks very angry.

**Fch** Yes, he does. That's Harry. The other boy's taken his volleyball away!

**F** Oh dear.

**Fch** It's OK. They're brothers!

PAUSE 00'05"

**R** Now listen to Part 1 again.

PAUSE 00'03"

[REPEAT PART 1 WITH ONLY 00'03" PAUSES]

That is the end of Part 1.

PAUSE 00'05"

Part 2.

Listen and look.

There is one example.

PAUSE 00'03"

**M** Now, listen, boys and girls, I want to tell you about an interesting club here at school.

**Mch** What is the club?

**M** It's called The Space Club. It's at 6.30 on Tuesday evenings.

**Mch** Oh, I think I'd like to come to that.

PAUSE 00'03"

**R** Can you see the answer? Now you listen and write.

PAUSE 00'03"

[REPEAT FROM HERE]

**Mch** What do people do at this club?

**M** Well, they can learn about the stars, and they can make new friends, too.

**Mch** Oh ... that sounds great!

**M** And sometimes they go out when it's dark. They look at the moon when there are no clouds in the sky.

**Mch** Do people have to bring anything to the club meetings? Pens and paper?

**M** No, but it's a good idea to bring a torch. It'll be dark outside and they must be careful when they go out.

**Mch** And what happens if it's a cloudy night and you

can't see anything? Do the children watch TV programmes?

**M** No Michael. But the club has some very interesting DVDs. So we watch those on nights like that.

**Mch** Oh good! I'll enjoy that!

**M** And a friend of mine from the university sometimes comes to talk about space in the future. His name's Mr Bailey.

**Mch** How do you spell his surname?

**M** B-A-I-L-E-Y. He's very famous! He's written lots of books.

PAUSE 00'05"

**R** Now listen to Part 2 again.

PAUSE 00'03"

[REPEAT PART 2]

That is the end of Part 2.

PAUSE 00'05"

Part 3.

Listen and look.

There is one example.

PAUSE 00'03"

**R** Where did Uncle Robert get each of these things?

**Fch** You've got some lovely things in this room, Uncle Robert. Where did you get that painting?

**M** The one of the mountain? Well, in my job, I have to go to lots of different places. I found it in a market that I visited last year. It wasn't expensive. I was quite surprised.

**Fch** It's so beautiful!

PAUSE 00'03"

**R** Can you see the letter E? Now you listen and write a letter in each box.

PAUSE 00'03"

[REPEAT FROM HERE]

**Fch** Those gloves look very warm, Uncle Robert. Who gave you those?

**M** I can't remember but I got them when I had to visit a factory. Someone gave them to me when I left. I don't wear them because they're too small.

**Fch** Can I have them?

**M** Sure!

PAUSE 00'03"

**Fch** And wow! That fan looks like a rainbow! When did you buy that?

**M** When I was working in a castle. The building was six hundred years old! You could buy all kinds of things there. I might give it to your grandmother.

PAUSE 00'03"

**Fch** What's your favourite thing here?

**M** Well, I heard some really great music at a theatre

I travelled to. Later, at the airport, I found a shop that sold drums. They were just like the ones a man played in the concert.

**Fch** So you bought them!

**M** Yes. I love them but your aunt says they're too noisy!

PAUSE 00'03"

**M** And this is a birthday present for your mother. I had a meeting in a nice town in the middle of a forest last week. There's a little store there full of interesting things! It's made of glass! Be careful with it.

**Fch** Don't worry! Mum loves swans! I'm sure she'll like it.

PAUSE 00'03"

**Fch** Why haven't you opened this box of chocolates? Are they a present, too?

**M** Yes! I was waiting for you to arrive! I had some in my favourite café in London. They tasted so good! These are the same. They're for you. I got them from the hotel where I stayed last night.

**Fch** Wow! Thanks!

PAUSE 00'03"

**R** Now listen to Part 3 again.

PAUSE 00'03"

[REPEAT PART 3]

That is the end of Part 3.

PAUSE 00'05"

Part 4.

Listen and look.

There is one example.

PAUSE 00'03"

**R** What was Grandma's favourite job?

PAUSE 00'03"

**Mch** You've had many different jobs, haven't you, Grandma?

**F** Yes, Jack. I was a secretary for many years but I didn't like it much.

**Mch** Weren't you a nurse too?

**F** That was only for a short time when I was very young.

**Mch** Did you like doing that?

**F** Yes, but I think I enjoyed working in the chemist's in my village most of all.

PAUSE 00'03"

**R** Can you see the tick?

Now you listen and tick the box.

PAUSE 00'03"

[REPEAT FROM HERE]

**R** One. Which museum is Jack's grandma going to work in?

PAUSE 00'03"

- F** I've got a new job now, Jack. In a museum. I'm going to start today!
- Mch** So where is this museum? Is it the one next to my school?
- F** No, not that one.
- Mch** I know! Is it that big one opposite the hospital?
- F** No, it's the one in the park.
- Mch** Wow! My class is going to visit that museum next month!

PAUSE 00'03"

- R** **Two. What does Jack enjoy doing most in museums?**

PAUSE 00'03"

- Mch** I enjoy visiting museums.
- F** That's good. Do you like drawing the things that you can see there?
- Mch** Yes, but I like finding out about different things most of all. There's always something interesting to read.
- F** I agree.
- Mch** I'd like to pick things up and hold them too, but you can't do that in every museum, can you?
- F** No, that's right, Jack.

PAUSE 00'03"

- R** **Three. What is the most interesting thing in the museum?**

PAUSE 00'03"

- F** It's a very exciting museum. You can learn a lot about history there.
- Mch** Are there any dinosaurs?
- F** No. The most interesting thing in the museum is a boat that sailed all round the world 400 years ago.
- Mch** Wow! What else?
- F** Well, there are a lot of old gold and silver things. Some of them are 1,000 years old!

PAUSE 00'03"

- R** **Four. What is Jack's grandma going to do in the museum?**

PAUSE 00'03"

- Mch** But what are you going to do there? Are you going to work in the shop there?
- F** No. I wanted to sell food to people who are visiting.
- Mch** That's a nice job.
- F** Yes, but they asked me to do something different ... I'm going to show children who visit the museum interesting things and explain the history to them.
- Mch** That's excellent. You're very clever, Grandma!

PAUSE 00'03"

- R** **Five. How will Jack's grandma get to work?**

PAUSE 00'03"

- Mch** Are you going to take the bus to the museum every day?

- F** No, it's sometimes too slow.
- Mch** What about a taxi? That's very quick.
- F** Yes, but it's too expensive.
- Mch** So what will you do?
- F** I'll take the train. That's the best way to get there.

PAUSE 00'03"

- R** **Now listen to Part 4 again.**

PAUSE 00'03"

[REPEAT PART 4 WITH NO PAUSES AFTER THE QUESTIONS]

That is the end of Part 4.

PAUSE 00'05"

Part 5.

Listen and look at the picture.

There is one example.

PAUSE 00'03"

- Fch** I went to a city like this on vacation last year. There were lots of high buildings next to the river there, too!
- M** Oh! Well, would you like to colour some of this picture?
- Fch** Sure! There's a man on a seat. Can I colour his newspaper?
- M** All right. Make it pink!
- Fch** Fine!

PAUSE 00'03"

- R** **Can you see the pink newspaper? This is an example.**  
**Now you listen and colour and write.**

PAUSE 00'03"

[REPEAT FROM HERE]

- R** **One**
- Fch** What else would you like me to colour?
- M** How about a suitcase? You could colour one of those.
- Fch** Which one? The one on the ground by the entrance to the building?
- M** Yes, please.
- Fch** OK. How about making that blue?
- M** Good idea! Use that colour.

PAUSE 00'15"

- R** **Two**
- M** I'd like you to write something here too, please.
- Fch** OK. I hope it's not a long word!
- M** Don't worry! Write a name on the front of the boat for me.
- Fch** OK. What do you want me to call it?
- M** 'Sunny'... like the weather!
- Fch** That's an excellent name. OK!

PAUSE 00'15"

**R**      **Three**

**Fch**      Can I do some more colouring? I'm quite good at that.

**M**      Of course! The boy who's looking over the bridge has got a backpack on his back.

**Fch**      Yes ... Do you want me to colour that, then?

**M**      Only its pocket, nothing else. Make it orange. I love that colour.

**Fch**      So do I. All right! I can do that.

**PAUSE 00'15"**

**R**      **Four**

**M**      I'd like you to write something else now. We need a name for the hotel, too.

**Fch**      OK. That's a good idea.

**M**      Well, there's a board above its double doors. Can you see it? It's got plants on it. Write it there.

**Fch**      All right.

**M**      We'll call it 'Star' hotel - lots of famous people stay there!

**Fch**      OK! That sounds good. I'll write that now.

**M**      Thank you.

**PAUSE 00'15"**

**R**      **Five**

**M**      And perhaps you should colour one of the flags before we finish.

**Fch**      The one at the back of the boat?

**M**      I don't think so. Colour the one in the park, by the path, please.

**Fch**      What colour?

**M**      You've got a yellow pencil, I think. Use that one!

**Fch**      OK. There! I've finished.

**M**      Great!

**R**      **Now listen to Part 5 again.**

**PAUSE 00'03"**

**[REPEAT PART 5 WITH ONLY 00'10" PAUSES]**

**That is the end of the Flyers Listening test.**

**[MUSIC]**

## Blank Page



Centre Number

Candidate Number

Cambridge Young Learners English

# Flyers

## Reading & Writing



**CAMBRIDGE ENGLISH**  
Language Assessment  
Part of the University of Cambridge

There are 44 questions.

You have 40 minutes.

You will need a pen or pencil.

My name is: .....

Blank Page

# Part 1

– 10 questions –

**Look and read. Choose the correct words and write them on the lines. There is one example.**

an astronaut

a pilot

golf

sugar

basketball

salt

jam

stamps

a journalist

letters

a photographer

This person can fly to the moon in a rocket.

an astronaut

1 This is made from fruit and you can put it on your bread with a knife.

.....

2 Players in this game throw, catch and hit the ball on a sports field.

.....

3 These have pictures on them and you can write on the back and send them to friends when you're on holiday.

.....

4 It is this person's job to write about news in a newspaper.

.....

5 You buy these and put them on your envelopes before you post them.

.....

6 This person flies a plane and usually wears a uniform.

.....

7 People like reading these because they have stories with pictures or photos on their pages.

.....

8 You can play this game inside on ice or outside on a field.

.....

9 Some people like this in their tea or coffee and they put it in with a spoon.

.....

10 People don't usually play this game in teams. They use a small, hard white ball.

.....

hockey

magazines

baseball

postcards

## Part 2

– 5 questions –



Katy is going to go with her Aunt Emma to her office today. Katy is asking Emma some questions about her work. What does Emma say?

Read the conversation and choose the best answer.


Write a letter (A–H) for each answer.


You do not need to use all the letters. There is one example.


### Example


	<b>Katy:</b> Emma, is it time to go to your office?
	<b>Emma:</b> ..... E .....


### Questions


1  **Katy:** Do you always walk to work?


 **Emma:** .....


2  **Katy:** How many people work there?


 **Emma:** .....


3  **Katy:** Where do you eat your lunch?

 **Emma:** .....

4  **Katy:** Can I play on the computer in your office?

 **Emma:** .....

5  **Katy:** What time do you come home?

 **Emma:** .....




- A Sometimes I sit at my desk and sometimes I go out.
- B Yes, everyone did this time.
- C OK, but only when I am in a meeting.
- D No, there aren't many cafés near the office.
- E Yes it is. I don't want to be late.
- (example)**
- F Usually when I've finished everything that I've got to do.
- G I take the bus if it's raining.
- H Only a few. It's a small business.

## Part 3

– 6 questions –

Read the story. Choose a word from the box. Write the correct word next to numbers 1–5. There is one example.



**example**

island

fridge

pushed

restaurant

missing

ready

pepper

sky

storm

cut

Last weekend, Harry and his parents went to a small hotel on an  
 ..... island ..... in a lake. On Saturday afternoon the hotel  
 cook went by boat to the town to see a friend. But then suddenly a  
 (1) ..... came, with rain and strong winds, and he  
 couldn't sail back to the hotel.

At six o'clock everyone in the hotel went to the (2) .....  
 to have dinner, but it was closed. 'What's the matter?' Harry's mum asked  
 the waiter. 'The dinner isn't (3) ..... ,' he said, 'because  
 there is no-one to cook.'

So Harry's parents decided to do something. They went into the kitchen where they looked in the (4) ..... and in the cupboards.

They found some flour, tomatoes, cheese and vegetables.

Dad made pizzas and Mum (5) ..... the vegetables into small pieces for a salad.

'That smells good,' said the waiter.

Harry ate a piece of pizza. 'And it tastes very good!' he said. Everyone loved the dinner and thanked Harry's parents.

(6) **Now choose the best name for the story.**

**Tick one box.**

Harry buys pizza

☐

Lunch on a boat

☐

The new cooks

☐

## Part 4

– 10 questions –

Read the text. Choose the right words and write them on the lines.

### The Seasons



**Example** In .....<sup>many</sup>..... countries there are four seasons in the year. These are  
1 called spring, summer, autumn and winter. .... season is  
about three months long and then a new season comes.

2 In the north of our planet summer usually ..... in June. It  
is the warmest time of the year and it sometimes does not get dark  
3 ..... 10 o'clock at night. In September it gets colder and the  
4 trees ..... their leaves. This season is called autumn. Winter  
5 comes in December ..... it is usually very cold and a lot of  
countries have snow. On some winter days, it gets dark at about  
6 4 o'clock ..... the afternoon so the days are very  
7 ..... and the nights are long.

In March the weather gets warmer and plants and flowers start to  
8 grow ..... This season is called spring.

9 In the south of the planet the countries have the ..... seasons,  
10 but they happen at different times ..... the year. They have  
summer in December and winter in June.




<b>Example</b>	many	much	any
1	Each	Other	All
2	began	begins	beginning
3	until	for	during
4	lost	loses	lose
5	which	when	where
6	at	in	on
7	shorter	short	shortest
8	after	again	already
9	both	same	more
10	of	up	with

## Part 5

– 7 questions –

**Look at the picture and read the story. Write some words to complete the sentences about the story. You can use 1, 2, 3 or 4 words.**

### Mr Park's class visit a castle



Paul's class at school are studying castles in history. So last week their history teacher, Mr Park, took them to visit an old castle on a hill next to the sea. They went by bus and stopped at the bottom of the hill.

Mr Park pointed to the castle at the top of the hill and said, 'There is no road up there so we have to walk.'

The children were tired and thirsty when they arrived at the castle. But Mr Park had juice for all of them. It was very interesting because Mr Park showed them all the different parts of the castle and explained its history.

On the way down the hill Paul's friends said, 'Let's have a race.' So Paul and his friends started to run.

'Stop running!' shouted Mr Park. But the boys ran faster and faster and then Paul fell over and hurt his leg. It wasn't broken, but he couldn't walk very well.

Mr Park saw a farmer on his horse in a field. He went to speak to him and the farmer let Paul ride his big brown horse down the hill to the bus.

'Sorry we didn't listen to you on the hill,' Paul said to Mr Park, 'but we listened in the castle. It was great! Can we come again?'

## Examples

The children are learning about ..... castles ..... in history at school.

..... Mr Park ..... is Paul's history teacher.

## Questions

- 1 Mr Park and the children went in a ..... to a castle.
- 2 The castle that they visited was near ..... and on a hill.
- 3 Mr Park gave everyone ..... when they arrived at the castle.
- 4 The children looked at the ..... of the castle.
- 5 Some of the children had ..... on the way down the hill.
- 6 Paul ..... because he fell over when he was running.
- 7 Paul went back to the bus on a ..... !

## Part 6

– 5 questions –

Read the diary and write the missing words. Write one word on each line.




### Example

We are .....<sup>having</sup>..... a great time on this holiday. Today  
 1 we've been ..... visit the pyramids. My teacher told  
 2 me about them in our Geography ..... and she  
 showed us some pictures of them, but in the pictures they  
 3 looked much smaller ..... they are. We went inside  
 4 one and I ..... lots of photos with my camera.  
 We are going to go and see some camels tomorrow. I am very  
 5 excited ..... I have always wanted to ride one. Mum  
 doesn't want to go near them. She says camels are usually not  
 very friendly.

## Part 7

Look at the three pictures. Write about this story. Write 20 or more words.



.....

.....

.....

.....

Blank Page

# Flyers Reading & Writing

## Marking Key

- ( ) = Acceptable extra words are placed in brackets
- / = A single slash is placed between acceptable alternative words within an answer
- // = A double slash is placed between acceptable alternative complete answers

### Part 1 10 marks

- 1 jam
- 2 baseball
- 3 postcards
- 4 a journalist
- 5 stamps
- 6 a pilot
- 7 magazines
- 8 hockey
- 9 sugar
- 10 golf

### Part 2 5 marks

- 1 G
- 2 H
- 3 A
- 4 C
- 5 F

### Part 3 6 marks

- 1 storm
- 2 restaurant
- 3 ready
- 4 fridge
- 5 cut
- 6 The new cooks

### Part 4 10 marks

- 1 Each
- 2 begins
- 3 until
- 4 lose
- 5 when
- 6 in
- 7 short
- 8 again
- 9 same
- 10 of

### Part 5 7 marks

- 1 bus
- 2 the sea
- 3 (some) juice/a drink (of juice)/(a) juice (to drink)
- 4 (different) parts
- 5 a race/(started to) run
- 6 hurt his leg/couldn't walk ((very) well)
- 7 (big) (brown) (farmer's) horse/farmer's (big) (brown) horse

### Part 6 5 marks

- 1 to
- 2 class(es)/lesson(s)/studies
- 3 than
- 4 took/got
- 5 because/as/since/and

### Part 7 5 marks

A possible answer which would receive full marks

An astronaut flew into space and made friends with an alien. The alien invited the astronaut to his house for dinner. The astronaut was hungry and accepted. He had a sandwich and some juice with the alien's family.

Blank Page



## Flyers Speaking

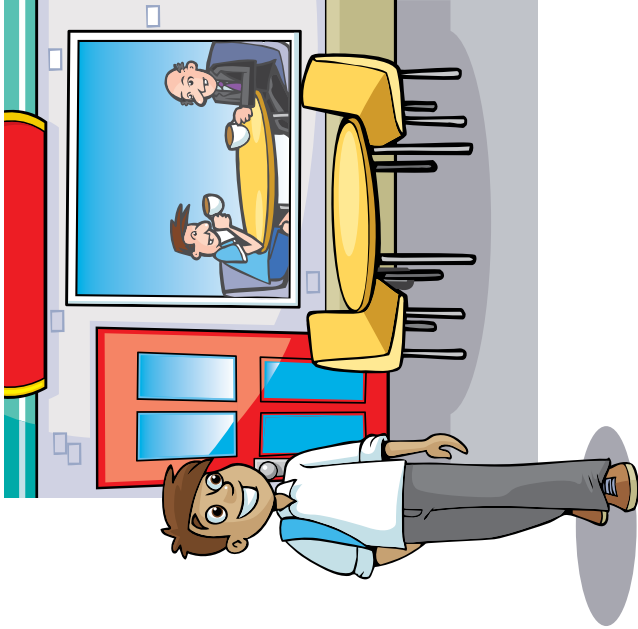
### Summary of Procedures

The usher introduces the child to the examiner. The examiner asks the child what his/her name and surname is and how old he/she is.

1. The examiner shows the child the candidate's copy of the Find the Differences picture. The child is initially shown the examiner's copy as well, but then encouraged to look at the candidate's copy only. The examiner then makes a series of statements about the examiner's picture and the child has to respond by making statements showing how the candidate's picture is different, e.g. (examiner) 'In my picture, the man is pointing at a cloud on the map.' (child) 'In my picture, he's pointing at the sun.'
2. The examiner shows the child the candidate's copy of the Information Exchange. The child is initially shown the examiner's copy as well, but then is encouraged to look at the candidate's copy only. The examiner first asks the child questions related to the information the child has, e.g. 'What's the name of Robert's favourite restaurant?' and the child answers. The child then asks the examiner questions, e.g. 'What's the name of Sarah's favourite restaurant?' and the examiner answers.
3. The examiner tells the child the name of the story and describes the first picture, e.g. 'These pictures tell a story. It's called "The Brave Teacher". Just look at the pictures first. (Pause) Nick and Anna are looking out of the classroom window. The teacher isn't happy because they're not doing their work.' The examiner then asks the child to continue telling the story. The title of the story and the name of the main character(s) is shown with the pictures in the candidate booklet.
4. The examiner asks questions about a topic, e.g. 'Now let's talk about some different months of the year. What's the best month at school?'




FLYERS SPEAKING. Find the Differences



Robert's favourite restaurant

<b>Name</b>	The Black Cat
<b>Like eating</b>	pasta
<b>Where</b>	North Street
<b>Time / open</b>	12 o'clock
<b>Cheap / expensive</b>	expensive



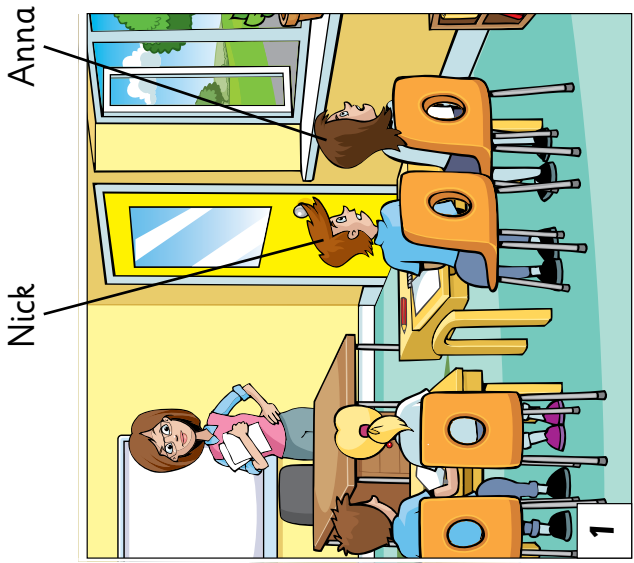
FLYERS SPEAKING. Information Exchange



Sarah's favourite restaurant

<b>Name</b>	?
<b>Like eating</b>	?
<b>Where</b>	?
<b>Time / open</b>	?
<b>Cheap / expensive</b>	?

The Brave Teacher



*Cambridge English: Young Learners* is at pre-A1, A1 and A2 levels of the Common European Framework of Reference for Languages (CEFR) published by the Council of Europe.



Cambridge English  
Language Assessment  
1 Hills Road  
Cambridge  
CB1 2EU  
United Kingdom

[cambridgeenglish.org/helpdesk](http://cambridgeenglish.org/helpdesk)



[cambridgeenglish.org/younglearners](http://cambridgeenglish.org/younglearners)



[/CambridgeEnglishTV](https://www.youtube.com/CambridgeEnglishTV)



[/CambridgeEnglish](https://www.facebook.com/CambridgeEnglish)



[/CambridgeEng](https://twitter.com/CambridgeEng)

Cambridge English Language Assessment is part of the University of Cambridge. We develop and produce the most valuable range of qualifications for learners and teachers of English in the world. Over 5 million people in 130 countries take our exams every year. Around the world over 20,000 universities, employers, government ministries and other organisations rely on our exams and qualifications as proof of English language ability. Cambridge English exams are backed by the work of the largest dedicated research team of any English language test provider.

Cambridge English Language Assessment – a not-for-profit organisation.

All details are correct at the time of going to print in December 2016.



© UCLES 2016 | CE/2063/6Y12

